

Best annual relative performance since 2010

The global equity market as represented by the index MSCI AC World climbed throughout the fourth quarter and capped a strong year for stocks. Most regions saw their stock markets perform well in 2019. European shares posted their strongest annual gains since 2009 and the Nasdaq index had its biggest advance since 2013. Other assets such as gold, oil and real estate also generated solid returns in 2019.

In the calendar year 2019, SKAGEN Global outperformed its benchmark index. The fund delivered its best annual relative performance since 2010.

Attribution

The fund's three strongest performers measured by absolute return in 2019 were Microsoft, DSV and Mastercard. The US technology behemoth Microsoft posted a stellar year driven by strength across all business units. Its public cloud computing platform Azure continues to gain market share. Encouragingly, the Pentagon announced in the fourth quarter that it had awarded the prestigious USD 10 billion cloud computing JEDI contract to Microsoft.

The Danish freight-forwarder DSV delivered an exceptionally strong 2019 with the share generating nearly 80% total return. In April, DSV acquired its Swiss competitor Panalpina, thus creating one of the world's largest logistics companies. Market expectations around effective post-deal integration are relatively high, but we believe that DSV's outstanding

management team is up to the task.

The leading payment provider Mastercard continued to power the trend of B2C electronic payments at the expense of cash with nearly flawless execution. Its next challenge will be to convert the large B2B market into electronic payments.

The fund's three largest detractors in absolute terms in 2019 were Deutsche Wohnen, Nissan Chemical and Hiscox. The German residential landlord Deutsche Wohnen had a weak year as politicians in Berlin proposed strict rent control measures. In our view, the deteriorating political backdrop reduces the attractiveness of the investment case and we have sold out of the name.

In Japan, the specialty chemical conglomerate Nissan Chemical lowered guidance in the first half of the year as demand weakened. Key products fell short of expectations. We have exited the position.

The Bermuda-incorporated specialty insurer Hiscox significantly lagged the general market as another year of heavy natural catastrophes combined with deteriorating conditions in the US casualty lines took a toll on the business. We used the excessive pullback to slightly top up our position. With disciplined execution, we believe the Hiscox management team under the tenured stewardship of CEO Bronek Masojada will turn the ship around.



Photo: Bloomberg

Portfolio Activity

We did not enter or exit any positions during the fourth quarter. Previous buys and sells are detailed in earlier update reports.



Photo: Bloomberg

Outlook

We continue to maintain a constructive mid- and long-term view on the market. However, the extraordinary returns seen in 2019 have somewhat dampened our near-term enthusiasm as we notice that pockets of significant undervaluation are both shallower and rarer in the current market environment. In this setting, we remain focused on bottom-up stock-picking and SKAGEN Global will continue to apply its unconstrained mandate to seek out undervalued companies with robust financials, strong competitive positions and management teams who are prudent capital allocators. The portfolio is attractively valued, although the average upside is slightly lower than normal after the exceptional 2019 market rally.

The fund selects undervalued companies from around the world, including emerging markets, with attractive risk-reward for long-term investors.

The objective is to provide the best possible risk adjusted return.

The fund is suitable for those with at least a five year investment horizon.

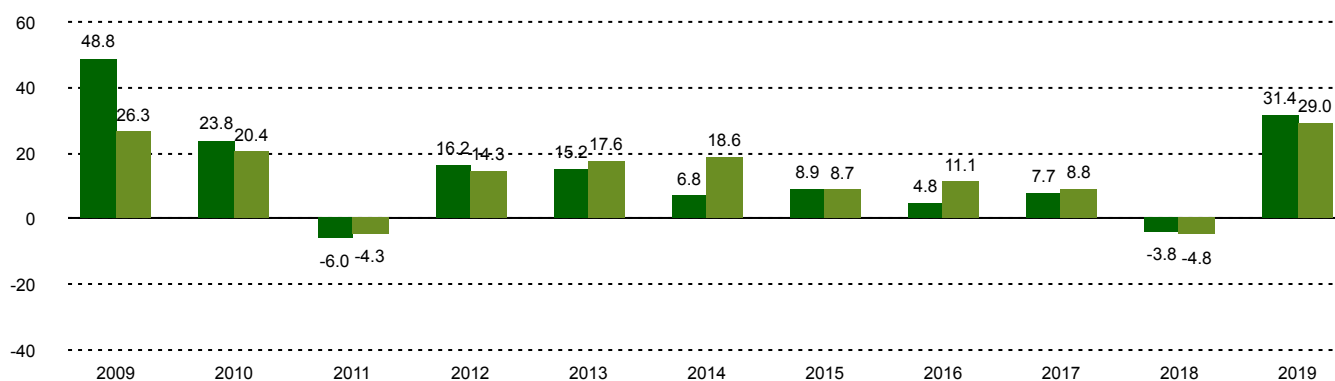
Historical performance (net of fees)

Period	SKAGEN Global A	Benchmark index
Last month	0.7%	1.3%
Quarter to date	3.2%	5.9%
Year to date	31.4%	29.0%
Last year	31.4%	29.0%
Last 3 years	10.8%	10.1%
Last 5 years	9.2%	10.1%
Last 10 years	10.0%	11.5%
Since start	13.7%	5.1%

Fund Facts

Type	Equity
Domicile	Norway
Launch date	07.08.1997
Morningstar category	Global Large-Cap Blend Equity
ISIN	NO0008004009
NAV	217.33 EUR
Fixed management fee	1.00%
Total expense ratio (2018)	1.07%
Benchmark index	MSCI ACWI NR USD
AUM (mill.)	3007.35 EUR
Number of holdings	37
Portfolio manager	Knut Gezelius

Performance last ten years



■ SKAGEN Global A ■ MSCI ACWI NR USD
 The benchmark index prior to 1/1/2010 was the MSCI World Index.

Contributors in the quarter



Largest contributors

Holding	Weight (%)	Contribution (%)
JPMorgan Chase & Co	4.25	0.61
DSV PANALPINA A/S	3.41	0.61
Microsoft Corp	5.46	0.52
Adobe Inc	3.07	0.45
Marsh & McLennan Cos	4.01	0.31



Largest detractors

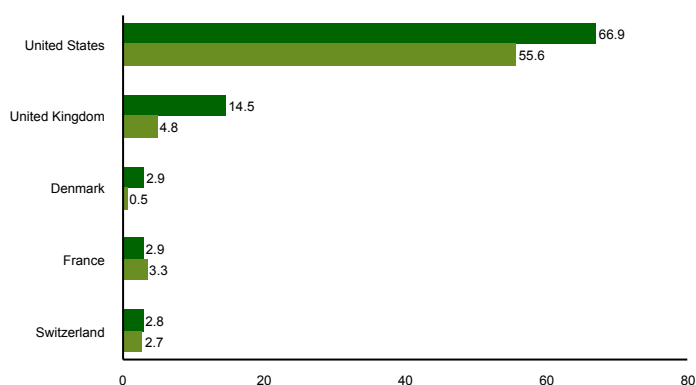
Holding	Weight (%)	Contribution (%)
Hiscox Ltd	4.03	-0.45
Beazley PLC	4.77	-0.36
Unilever NV	4.14	-0.28
Home Depot Inc	2.86	-0.25
McDonald's Corp	2.11	-0.24

Absolute contribution based on NOK returns at fund level

Top ten investments

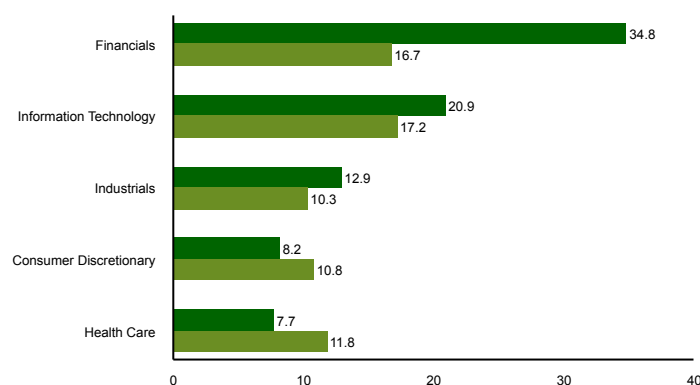
Holding	Sector	Country	%
Intercontinental Exchange Inc	Financials	United States	5.7
Microsoft Corp	Information Technology	United States	5.6
Beazley PLC	Financials	United Kingdom	4.6
JPMorgan Chase & Co	Financials	United States	4.5
Hiscox Ltd	Financials	United Kingdom	4.1
Marsh & McLennan Cos Inc	Financials	United States	4.1
Accenture PLC	Information Technology	United States	3.6
Mastercard Inc	Information Technology	United States	3.4
Adobe Inc	Information Technology	United States	3.3
Unilever NV	Consumer Staples	United Kingdom	3.1
Combined weight of top 10 holdings			42.0

Country exposure (top five)



■ SKAGEN Global A ■ MSCI ACWI NR USD

Sector exposure (top five)



■ SKAGEN Global A ■ MSCI ACWI NR USD

Contact



+47 51 80 37 09



contact@skagenfunds.com



SKAGEN AS, Post Box 160, 4001, Stavanger, Norway

Important information

Unless otherwise stated, performance data relates to class A units and is net of fees. AUM data as of the end of the previous month. Except otherwise stated, the source of all information is SKAGEN AS. Historical returns are no guarantee for future returns. Future returns will depend, inter alia, on market developments, the fund manager's skills, the fund's risk profile and subscription and management fees. The return may become negative as a result of negative price developments. You can download more information including subscription/redemption forms, full prospectus, Key Investor Information Documents (KIID), General Commercial Terms, Annual Reports and Monthly Reports from our local websites or our local representatives. Statements reflect the portfolio managers' viewpoint at a given time, and this viewpoint may be changed without notice. This report should not be perceived as an offer or recommendation to buy or sell financial instruments. SKAGEN AS does not assume responsibility for direct or indirect loss or expenses incurred through use or understanding of this report. Employees of SKAGEN AS may be owners of securities issued by companies that are either referred to in this report or are part of a fund's portfolio.